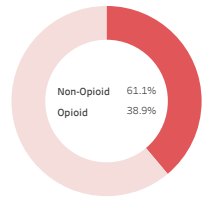


Missouri PDMP 2025 Q1 Dashboard

Opioids vs Non Opioids (%)



PDMP Active Users

21,379

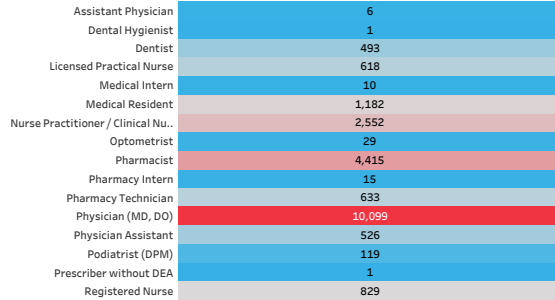
Total pharmacies reporting Dispensation

1,307

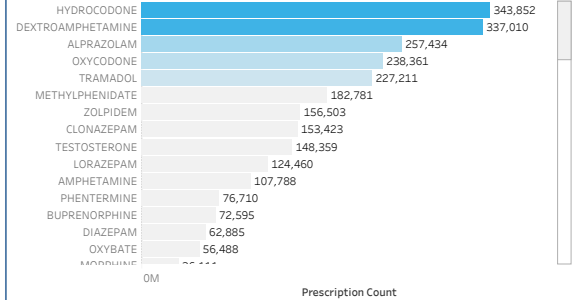
Total prescriptions (RX)

2,199,430

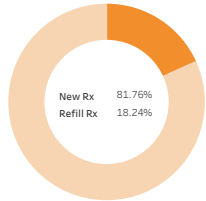
PDMP Active Users by Role



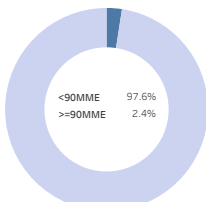
Top Rx by Active Ingredients



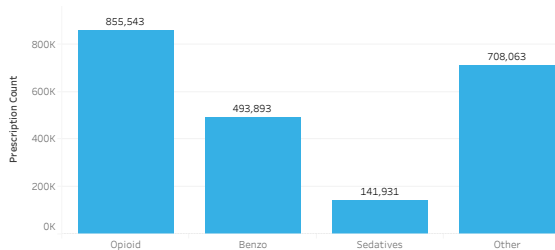
New vs. Refill Rx's



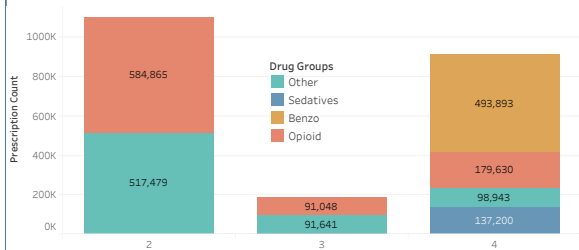
Rx's >= 90 MME vs. All



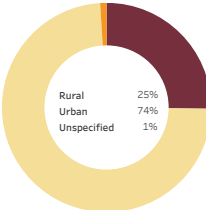
Rx by Drug Group



Rx by Drug Schedule

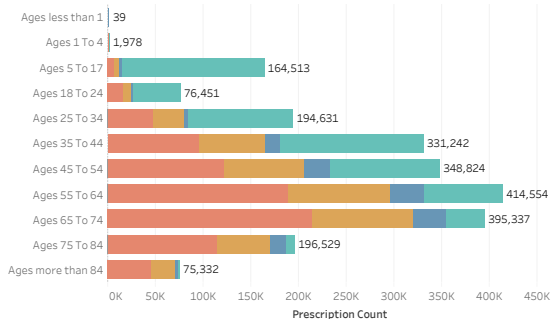


Rx by Prescriber Environment



[Download PDF](#)

Rx by Age



Rx by Month

