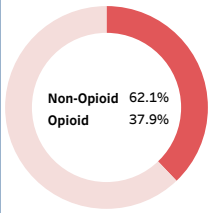


# Missouri PDMP 2026 Q1 Dashboard

Opioids vs Non Opioids (%)



PDMP Active Users

**22,711**

Pharmacies Reporting

**1,308**

Total Prescriptions

**2,242,590**

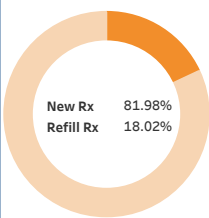
## PDMP Active Users by Role

Assistant Physician	6
Dental Hygienist	1
Dentist	544
Licensed Practical Nurse	658
Medical Intern	10
Medical Resident	1,408
Nurse Practitioner / Clinician	2,789
Nurse Practitioner / Clinician	2
Optometrist	26
Pharmacist	4,652
Pharmacy Intern	18
Pharmacy Technician	697
Physician (MD, DO)	10,466
Physician Assistant	586
Podiatrist (DPM)	122
Prescriber without DEA	1
Registered Nurse	890

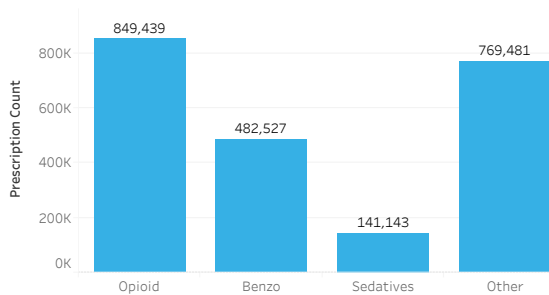
## Top Rx by Active Ingredients

DEXTROAMPHETAMINE	361,721
HYDROCODONE	329,777
ALPRAZOLAM	240,021
OXYCODONE	238,649
TRAMADOL	208,187
METHYLPHENIDATE	194,314
TESTOSTERONE	162,705
CLONAZEPAM	144,982
ZOLPIDEM	142,263
LORAZEPAM	115,486

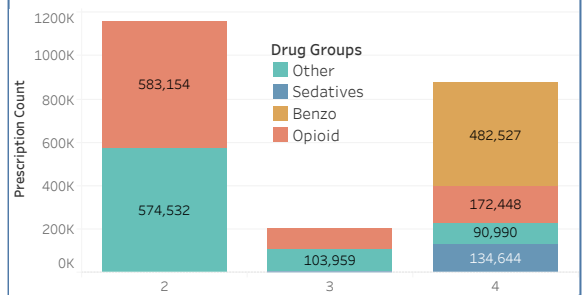
New vs. Refill Rx's



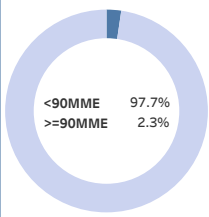
## Rx by Drug Group



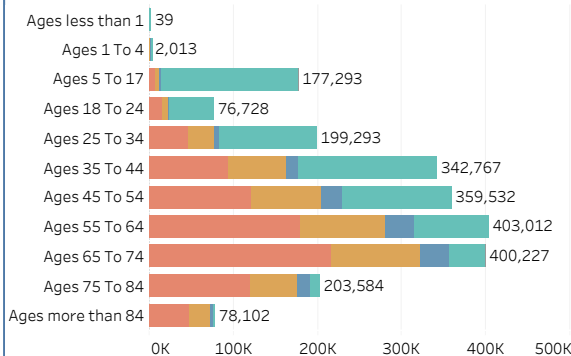
## Rx by Drug Schedule



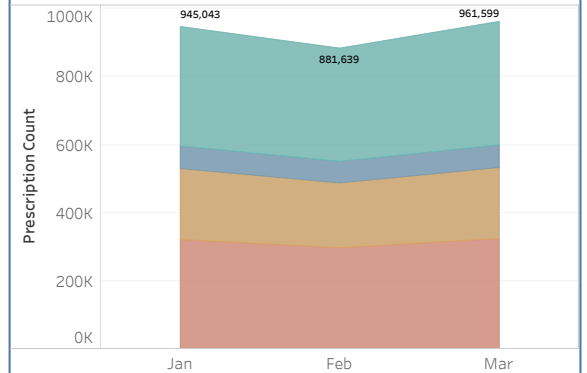
Rx's >= 90 MME vs. All



## Rx by Age



## Rx by Month



Rx by Prescriber Environment

